



ISA-WELD® // PRECISION RESISTORS



BAL // SIZE 5216 (METRIC)



Features

- Up to 12 W permanent power
- Continuous current load up to 350 A
- High pulse power rating
- Shunt available with tinned or untinned terminals
- AEC-Q200 qualification



Applications

- Current sensor for EBM (Electronic Battery Management) in motorcars, trucks, forklifts, hybrid and electric vehicles
- Current sensing in bus bars

Technical data

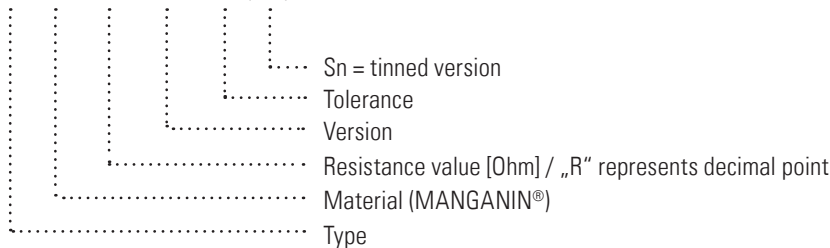
Resistance values	mOhm	0.1
Tolerance	%	5
Temperature coefficient (20-60 °C)	ppm/K	20 ± 40
Applicable temperature range	°C	-40 to +170
Power rating [P]	W	12
Internal heat resistance (R_{thi})	K/W	2
Stability (Nominal load) deviation after 2,000 h		<0.3 % ($T_{max.} = 125\text{°C}$)
		<0.5 % ($T_{max.} = 140\text{°C}$)
		<1.0 % ($T_{max.} = 170\text{°C}$)

Note

For calculation of the maximum derating terminal temperature (T_k) the following formula can be used: $T_k = T_{max.} - (R_{thi} \times P)$.

Ordering code example

BAL - M - R0001 - V01 - 5.0 (-Sn)



Information

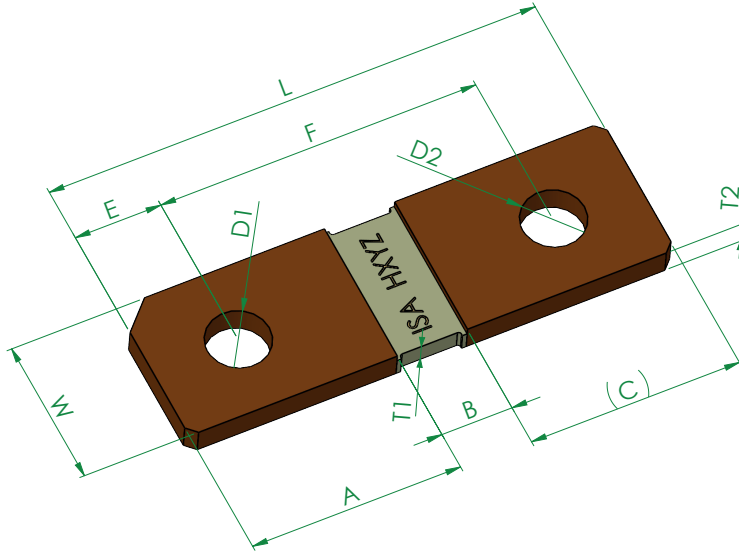
Packaging

140 pcs. per tube for automotive parts



BAL // SIZE 5216 (METRIC)

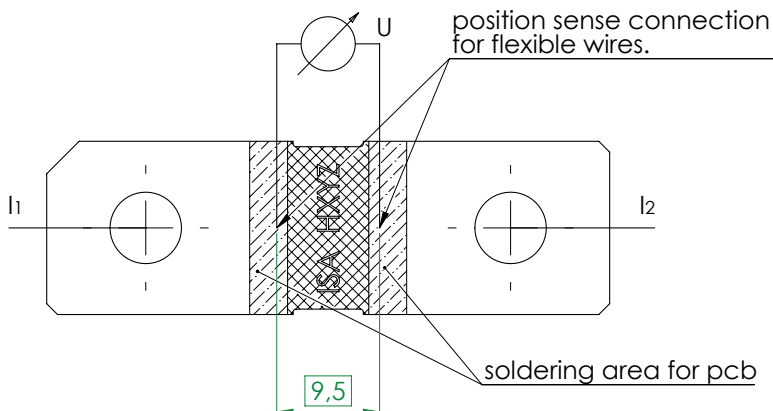
Mechanical dimensions [mm] // Z-YN-744c



type	A	B	C	D1	D2	E
BAL-M-R0001-V01-5.0	22.25 ±0.3	7.5 ±0.3	(22.25)	∅6.6 ±0.1	∅6.6 ±0.1	9.15 ±0.3
BAL-M-R0001-V01-5.0-Sn	22.25 ±0.3	7.5 ±0.3	(22.25)	∅6.6 ±0.1	∅6.6 ±0.1	9.15 ±0.3
BAL-M-R0001-V07-5.0-Sn	22.25 ±0.3	7.5 ±0.3	(22.25)	∅7.2 ±0.1	∅7.2 ±0.1	9.15 ±0.3

type	F	L	T1	T2	W	Copper surface
BAL-M-R0001-V01-5.0	33.7 ±0.2	52 ±0.2	2.2 ±0.2	3 ±0.15	16 ±0.2	blank
BAL-M-R0001-V01-5.0-Sn	33.7 ±0.2	52 ±0.2	2.2 ±0.2	3 ±0.15	16 ±0.2	tinned
BAL-M-R0001-V07-5.0-Sn	33.7 ±0.2	52 ±0.2	2.2 ±0.2	3 ±0.15	16 ±0.2	tinned

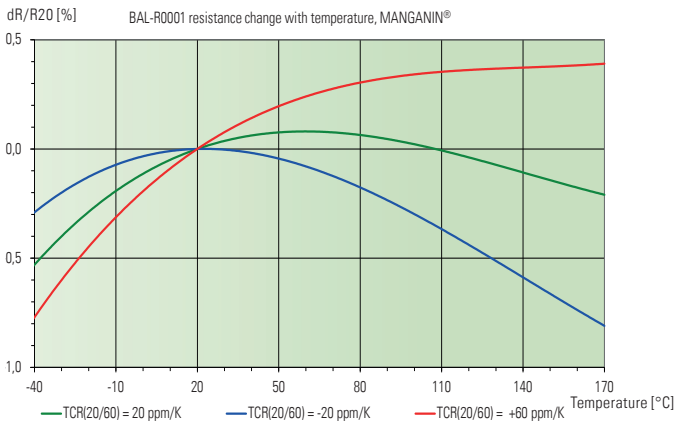
Connection diagram



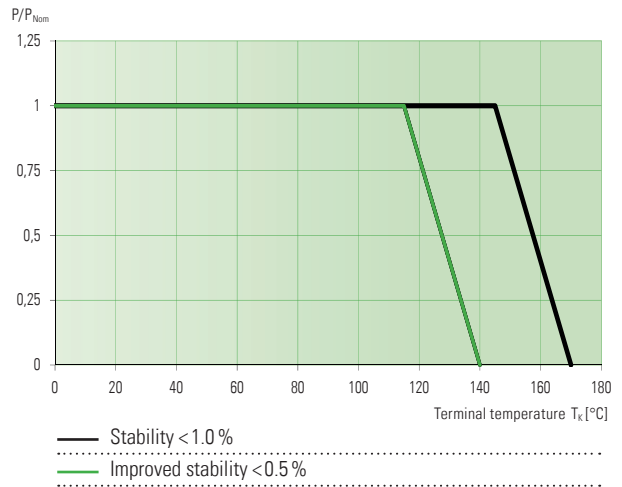


BAL // SIZE 5216 (METRIC)

Temperature dependence of the electrical resistance



Power derating curve



Specification

Parameters	Test conditions	Specified values
Temperature Cycling	1000 cycles (-55 °C to +150 °C)	±0.5 %
Low Temperature Storage	-65 °C for 250 h	±0.1 %
Moisture Resistance	65 °C / 90 – 100 % RH	±0.1 %
Mechanical Shock	100 g, 6 ms half sine	±0.2 %
Vibration, High Frequency	10 g, 10-2000 Hz	±0.2 %
Operational Life	2000 h, $T_k = 115 °C$, $P = 12 W$	±0.5 %
High Temperature Exposure	2000 h / 140 °C	±0.5 %
Bias Humidity	+85 °C, 85 % RH, 1000 h	±0.3 %

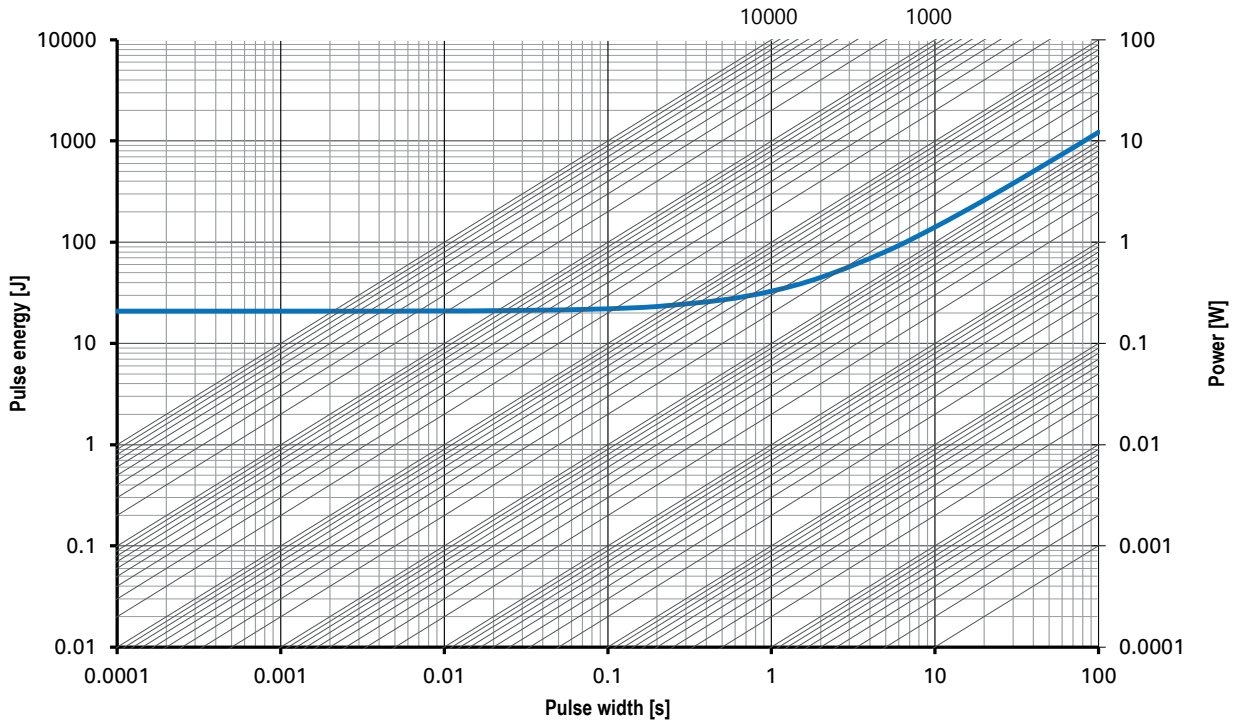


BAL // SIZE 5216 (METRIC)

Maximum pulse energy respectively pulse power for permanent operation

BAL-M-R0001

Maximum pulse energy / power for continuous operation ($T_K = 145\text{ °C}$)



Disclaimer // All products, product specifications and data are subject to change without notice. The product specifications do not expand or otherwise modify Isabellenhütte's terms and conditions of sale, including but not limited to, the warranty expressed therein. Isabellenhütte makes no warranty, representation or guarantee other than as set forth in its terms and conditions of sale. Information provided in datasheets and/or specifications may vary from actual results in different applications. Any statements made by Isabellenhütte regarding the suitability of products for certain types of applications are based on its knowledge of typical requirements that are often placed on its products. It is the customer's responsibility to validate that a particular product with the properties described in the product specification is suitable for use in the application intended. No license, express or implied, or otherwise, to any intellectual property rights is granted by this document. Any and all liability arising out of the application or use of any product shall be as set forth in Isabellenhütte's terms and conditions of sale.

