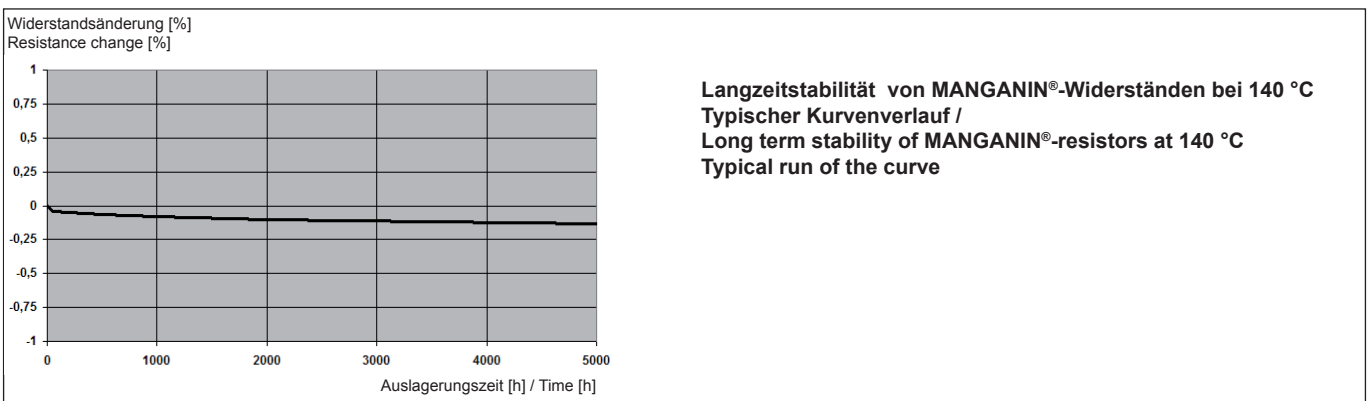
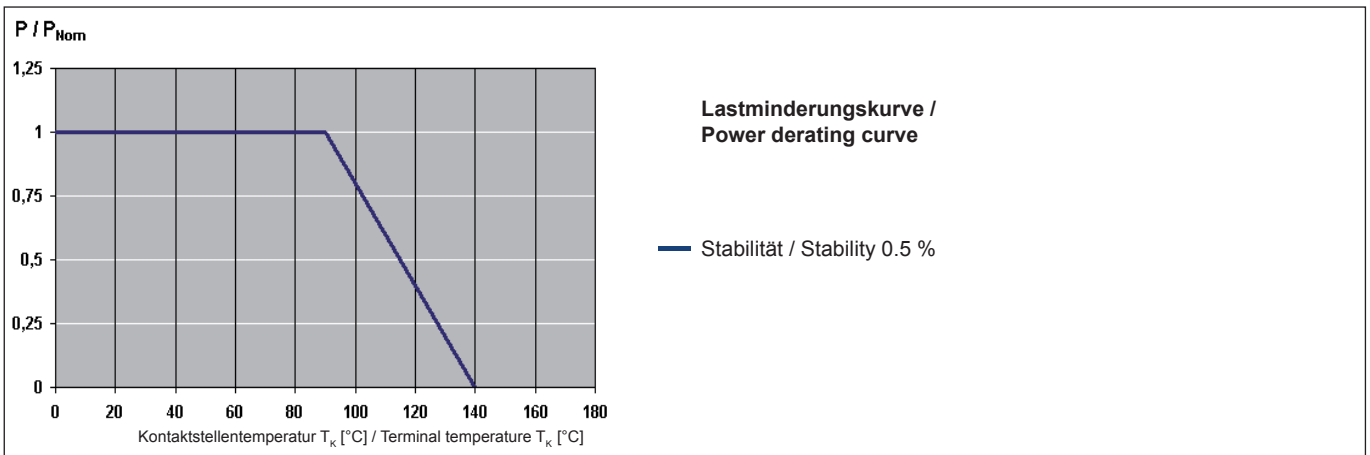
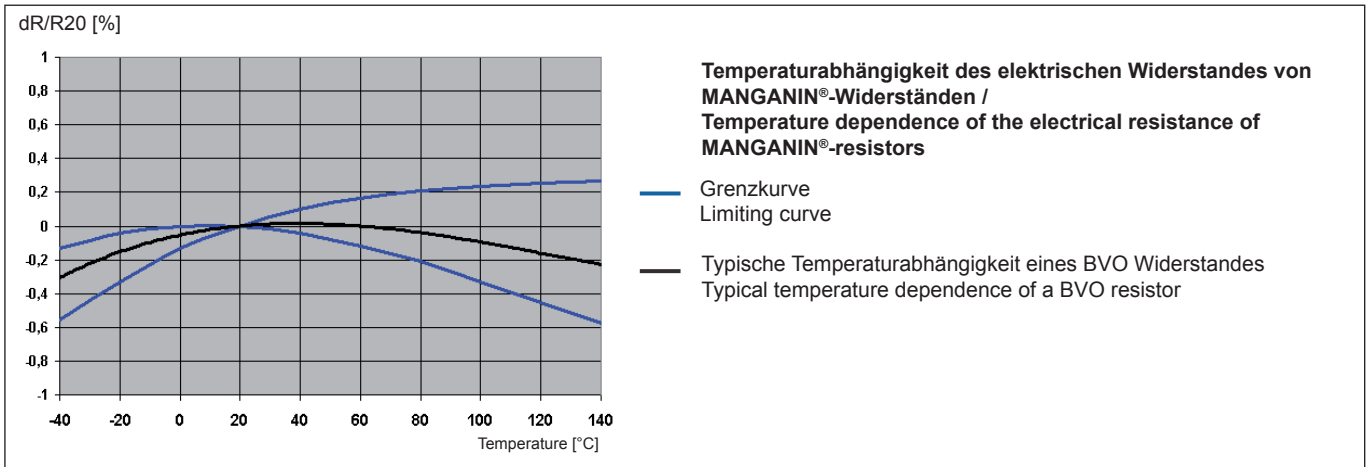
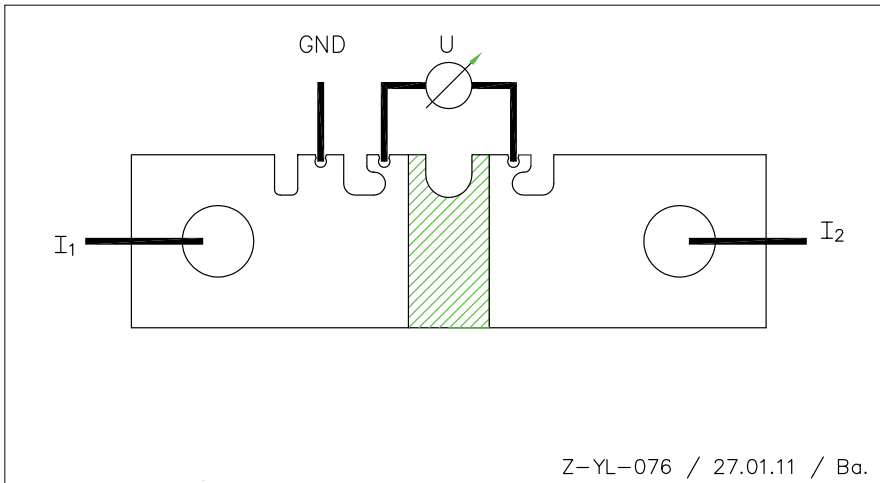




## TK, Lastminderung und Langzeitstabilität / TCR, power derating and long term stability



## Anschlussbild / Connection diagram:



RoHS
<p><b>RoHS 2002/95/EG konform seit Produktstart.</b>                      Ausführliche Informationen erhalten Sie auf unserer Homepage:  <a href="http://www.isabellenhuette.de">www.isabellenhuette.de</a></p> <p><b>RoHS 2002/95/EC compliance since product launch.</b>                      For more information please visit our website:  <a href="http://www.isabellenhuette.de">www.isabellenhuette.de</a></p>

BESTELLBEZEICHNUNG / ORDERING CODE			
<b>BVO-M-R0002-5.0</b>			
Typ / Type	Material	Widerstandswert / Resistance value	Toleranz / Tolerance
BVO	MANGANIN®	0.2 mOhm	5.0 %

VERPACKUNGSMITTELSINFORMATIONEN / PACKAGING INFORMATION
<p>Schüttgut in Folienbeutel 500 Stk. evakuiert und rückbegast /                      500 pcs. sealed in plastic bags                      evacuated and refilled with dry nitrogen</p>

### Gewährleistung

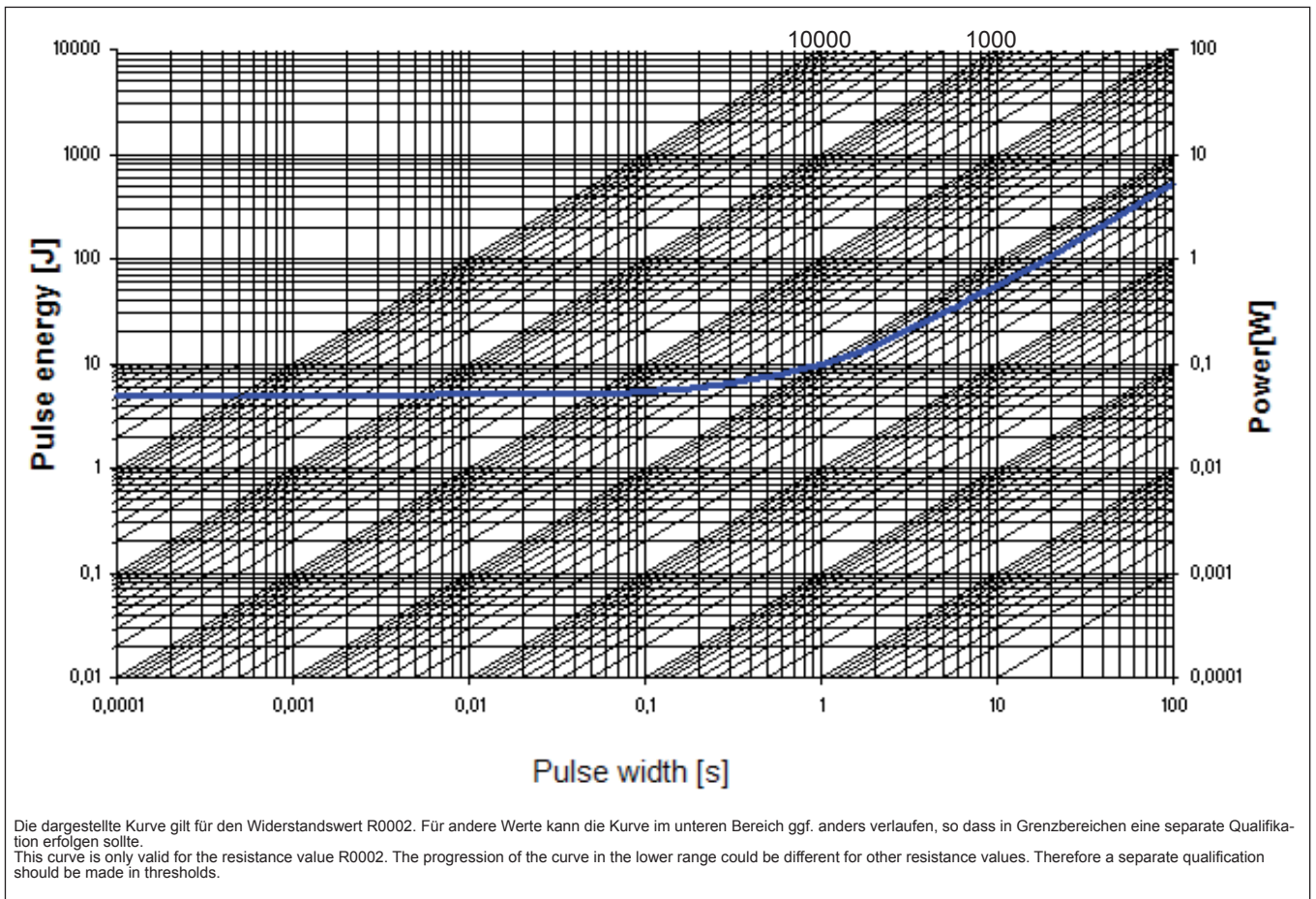
Alle Angaben über Eignung, Verarbeitung und Anwendung unserer Produkte, technische Beratung und sonstige Angaben erfolgen nach bestem Wissen, befreien den Käufer jedoch nicht von eigenen Prüfungen und Versuchen.

### Warranty

All information regarding the suitability, workability and applicability of our products, all technical advice and other information are provided to the best of our knowledge and belief, but shall not discharge the buyer from his own examinations and tests.



**Grenzkurve für maximale Pulsenergie bzw. Pulsleistung für Dauerbetrieb /  
Maximum pulse energy respectively pulse power for continuous operation**



Spezifikation / Specification			
Parameters	Test Conditions	Specification	Typical data
Maximum Temperature for full power operation	140 °C	140 °C	140 °C
Working Temperature	-55 to 170 °C	-55 to 125 °C	-55 to 125 °C
Thermal Shock	MIL-STD-202 method 107-B1	0.2 %	0.1 %
Overload	MIL-R-26E (5 times rated power, 5 sec)	0.2 %	0.1 %
Solderability	MIL-STD-202 method 208	> 95 % coverage	> 95 % coverage
Resistance to Solvents	MIL-STD-202 method 215, 2.1a, 2.1d	no damage	no damage
Low Temperature Storage and Operation	MIL-STD-26E	0.1 %	0.03 %
Resistance to Soldering Heat	MIL-STD-202 method 210B	0.1 %	0.02 %
Moisture Resistance	MIL-STD-202 method 106	0.1 %	0.01 %
Shock	MIL-STD-202 method 213-A	0.2 %	0.1 %
Vibration, High Frequency	MIL-STD-202 method 204-B	0.2 %	0.05 %
Life	MIL-STD-26E	0.2 %	0.1 %
Storage Life at Elevated Temperature	MIL-STD-202 method 108-F	0.3 %	0.2 %
High Temperature Exposure	125 °C, 2000 h	0.3 %	0.2 %
Current Noise	MIL-STD-202 method 308	0.01 %	0.001 %
Voltage Coefficient (%/V)	MIL-STD-202 method 309	linearity error less than 120dB	
Resistance Temperature Characteristic	MIL-STD-202 method 304 (20 - 60 °C)	< 20 ppm/K	< 20 ppm/K
Thermal EMF	0 - 100 °C	2 µV/ °K max.	2 µV/ °K
Frequency Characteristic	inductivity	< 3 nH	< 3 nH